

Features

SB - WS4 - US, SB - WS6 - US, Multifunction Switch, It has 4/6 control buttons, Each button can be set different function, It has IR remote control.

- IR remote control
- Multi Key Mode : Single on-off, Singer on, Singer off, Combination on, Combination off, Combination on-off, Double click/singer on-off, Double click/combination on-off, Short/long press, Momentary, Short press/long momentary
- Multi Key control Mode : Scene, Sequence, Timer switch, Universal switch, Single channel on-off, Broadcast scene, Broadcast channel, Curtain, GPRS control, Panel control, Alarm control, Music play, General control
- Adjustable LED backlight indicator
- Communication: RS485

Important Notes

- Bus cable - CAT5E or HDL Bus/KNX Cable
- BUS connection - series connection (Hand-by-Hand)
- Installation – Only suitable for GI back box, *not for EU back box*
- Remote control – IR receiver hidden in the button crack, remote controller need to points panel directly when your control
- Button Sticker - custom *engrave*

Product Specifications

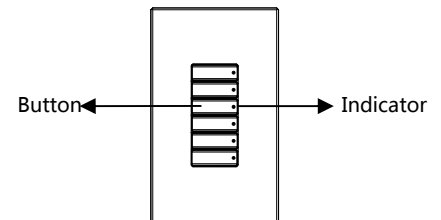
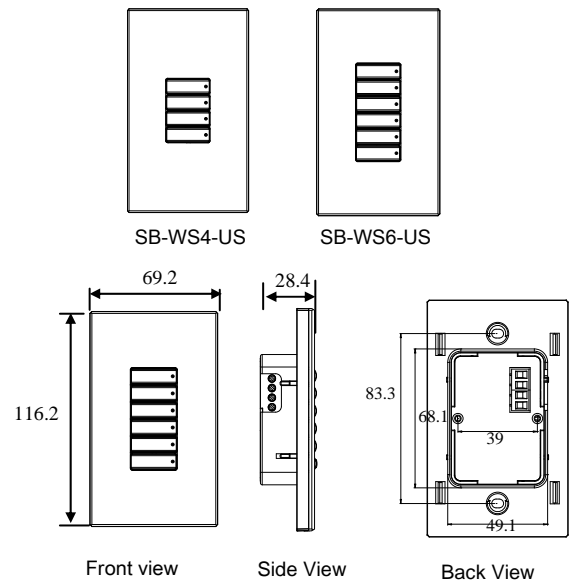
- Working Voltage : DC12-30V
- Output Current : 15mA/DC24V
- Installation: 86*86 GI Back Box
- Dimension : 86mm×86mm×31mm
- CE approved
- Working Temperature : 0~45°C
- Working Relative Humidity : 20%~90%
- Storage Temperature : -40°C~+55°C
- Storage Relative Humidity : 10%~93%
- Protection Degree : IP20



Safety Attention

- Screw down strength is less than 0.1Nm
- Do not make wrong connection on Bus interface, it will damage the Bus interface this module
- Do not get AC power into Bus cable, it will damage all of device in the Bus
- Rain, liquid, and aggressive gas are not allowed to close to it

Type

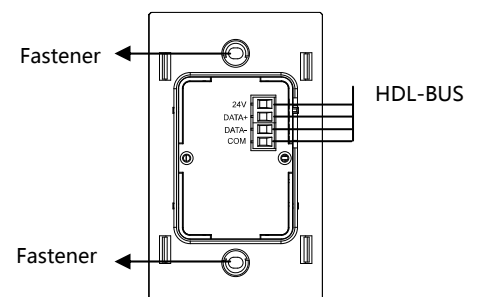


Example for 6 button Panel

Button : Short press for on-off, long press can dimming

Address modification : Keep pressing any button for 15S, the LED of buttons will flash together, then can set the address for this module by the "HDL-Bus tools" software through "address management→address modify", Then press any button, the indicator lights stop glittering. Exit the setup.

LED Indicator : It displays the status for button. When the status on and indicator will be on; When the status off and the indicator off, the indicator can be adjusted for button.



HDL-Bus Definition for cable

CAT5/CAT5E	Bus	HDL Bus/KNX Cable
Brown, White/ Orange, White	COM	Black
Blue, White/ Green, White	DATA-	White
Blue / Green	DATA+	Yellow
Brown / Orange	DC24V	Red