

Concept: Smart-Bus Automation
Category: Dimmer

2 Ch 10A Dimmer Booster

Wall Mounted, 2CH (10A) Dimmer Booster



Description

Wall Mounted, 2CH (10A) Dimmer Booster

Connect High load channel to be part of your Bus system as a cheap solution to complete your project.

It can also be connected to any manual dimmer or other dimming system to boost the signal to 10Amp load for each channel.

It has 2 control input, DC 0-10 V, and AC 0-220V give more flexibility to solve your problems.

Can be used in any location that require Energy Saving, Intelligent control such as Convention Center, Hotel, Shopping Mall, Residential Building, Banquet Room, Stadium, Airport, Theme Park, Gymnasium, Intelligent Villa, Smart Mansion.

Available Accessories

Page Related To

| Model | Part # |
|--------------------|--------------------|
| SB-WL-B0210 | SB-WL-B0210 |

| Features | Specifications |
|---|--|
| <ul style="list-style-type: none"> Power amplifier with dimming function Exterior link via breaker 2ch output, current 10A 0~220V AC control voltage input DC0~10V control signal input can connect to any manual dimmer or bus low amp dim free channel, or ballast 0-10 v channel to transferee it to high Amp dimmer channel Wall mount type , easy to install Stand alone: that can be connected to any dimmers or 0-10 V products. | <p>Power input: AC 220V 50Hz/60Hz</p> <p>Frequency: 50-60Hz</p> <p>Signal interface input: DC0-10V AC0-220V</p> <p>Ambient conditions: Working temperature: -10°C ~ +45°C</p> <p>Working relative humidity: 20% - 90%</p> <p>Storage temperature: -40°C - +55°C</p> <p>Storage relative humidity: 10% - 93%</p> <p>Protection: Exterior link via breaker</p> <p>Output current in each channel: 10A</p> <p>Installation: Wall mounting</p> |

| Applications | Dimensions |
|--|------------------------|
| <ul style="list-style-type: none"> - Towers and Hotels Halls - Palace and Big Villa - Airport and Malls | Front: 280x200x100(mm) |

Brief Specification

Wall Mount boost the signal from DC 0-10 V , or AC 0-220 V to AC 0-220 V 20 Amp for big Load Channel

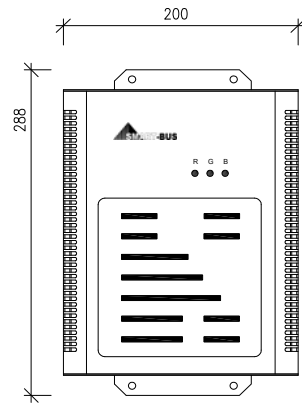
| Required With | Pre-Requisite |
|---------------|---------------|
| | |

Wiring Instruction

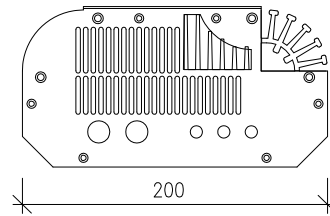
Connection Diagrams and Engineering Schematics

| Power Booster | Model # | HDL Part # |
|-----------------------|---------|------------|
| 2ch 10A Power Booster | | MD0210P |

Product Details and Sizes

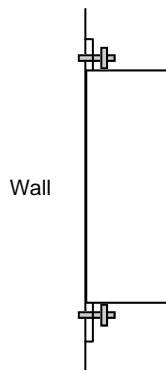


Front View



Back View

Side View



wall mounting

| Engraving | Net Weight | Box Size | Gross Weight |
|-----------|------------|----------|--------------|
| | | | |

Connection Diagram

