

Parameters

Electric Parameters:

Working voltage	DC12~30V
BUS power consumption	60mA/DC24V
Measuring voltage	AC100~250V
Maximum current in each channel	10A

Environmental Conditions:

Working temperature	-5°C~45°C
Working relative humidity	Up to 90%
Storage temperature	-20°C~+60°C
Storage relative humidity	Up to 93%

Approved:

CE

RoHS

Production Information:

Dimensions	72×90×66 (mm)
Weight	252.5g
Housing material	Nylon, PC
Installation	35mm DIN rail installation
Protection degree	IP20

HDL Buspro Definition for Cable

CAT5/CAT5E	HDL Buspro	HDL Buspro/KNX
Brown/ Orange	DC24V	Red
Brown white/ Orange white	COM	Black
Blue white/Green white	DATA-	White
Blue/ Green	DATA+	Yellow

Installation Step

- Mount the device on the DIN rail inside the DB Box.
- Mark up the load cable and power supply cable.
- Make sure the connection of load and HDL Buspro is correct.
- Check the HDL Buspro Connection.

Safety attention



- The screw down strength should not exceed 0.4Nm
- Installation Position: Distribution Box (DB)
- Do not make wrong connection on Bus interface, it will damage the Bus interface of this module
- Never let liquids get into the module, it will damage this device
- Do not get AC power into Bus wire , it will damage all of devices in the system
- Avoid contact with liquids and aggressive gas

Overview



SB-DN-PM3P01 is a three-phases intelligent digital power meter that measures and records electric parameters. It can be used for power consumption recording. It can record and save the electric parameters for the last year. And the current, voltage, power and power factor can also be measured by the meter. The current, voltage, power consumption, time, UV Switch, etc can be programmed for the logic input. The maximum current for the channel is 10A. The extra current transformer can be added in case of high power detection.

Functions

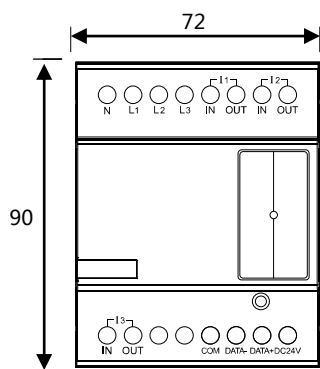
- The voltage, current, power, active power, reactive power, apparent power, power factor, etc.
- 24 Logic Blocks: The Phase voltage, current of each channel, time, channel electric degree in specified time interval, Universal Switch can be used as the logic inputs to trigger the control target. The logic relations are AND, OR, they can be set to trigger the delay time.
- Recorded data can be stored for one year. The record can be checked from the application software by month, day, hour or minute

Important Notes

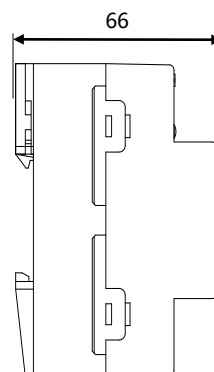
- Bus cable – CAT5E or HDL Buspro/KNX cable
- BUS Connection – Series connection (hand-in-hand)
- Maximum current in each channel is 10A, when it is not connect to the current transformer



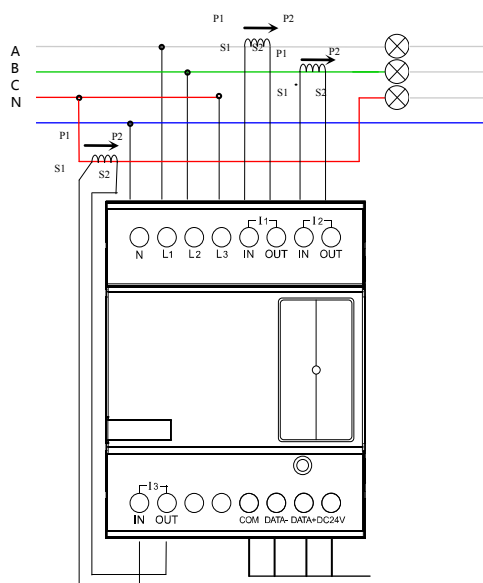
Dimensions and Wiring



Front View



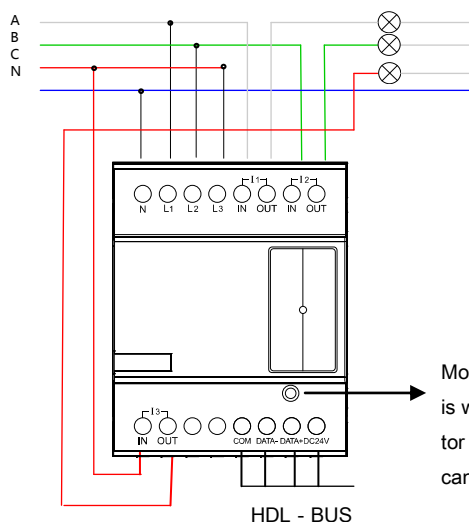
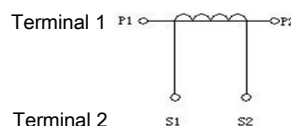
Side view



HDL - BUS

Connection of 3 phase – 4 line Power Meter, with current transformer

When use current transformer, mark up "status info" in the HDL Buspro software. The transformation ratio should be corrected



HDL - BUS

Connection of 3-phase 4-line power meter which has not current transformer

When there is no current transformer, maximum current of each channel is 10A. The transformation ratio should be written "1" in the "status info" menu.

Module Indicator, flickering when the module is working properly. Keep pressing the indicator for 3 seconds, the address of the module can be modified by HDL Buspro Software.