

## Features

SB-CMS-THL is a sensor which Built in Temperature sensor, LUX sensor , humidity sensor and Dry contact input. The logic in the sensor can manage all different conditions of sensors, to control different targets and achieve different function. The sensor supports HDL security function and security command.

- Built in LUX sensor, Temperature sensor, humidity sensor, 2 channels Dry contact inputs, 2 universal switch, Logic
- 2 Logical Relations : OR、AND
- It has 24 Logic blocks , the output is to control the targets
- The range of Universal Switch number in Logic function is 201-248 , each logic has 2 universal switch number.
- Multiple control targets : Scene Switch , Sequence Switch , Universal Switch , single channel lighting control , Broadcast scene or channel , curtain switch , GPRS , panel control , security , music play etc
- Function of panel control :  
Panel control has the function of : IR send and receive , panel lock , AC On/off , AC Cooling、heating、 setting of auto temperature mode , Fan speed setting , AC Mode setting , increase or decrease temperature , Back lighting setting , AC Lock , floor heating temperature and mode control.
- Online upgrading from BUS is available

## Important Notes

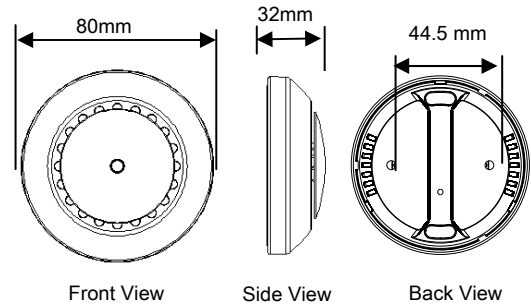
- Place of installation – In door , should be a place away from AC or heat
- Bus cable- HDL Bus/KNX Cable, 0.8mm Single Core Copper cable
- Bus Connection - Series connection (hand by hand)
- Installation – Ceiling mount

## Product Specification

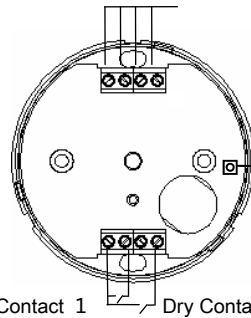
- Working Voltage : DC12-30V
- BUS Power Consumption : 15mA/DC24V
- Range of Temperature sensor: -20°C to 60°C
- Range for LUX sesnor: 0-5000Lux
- Range of humidity sensor: 20°C to 95°C
- Dimension : 80mm(Diameter)×32mm
- CE Certification
- Working Temperature : 0~45°C
- Working Relative Humidity : 20%~90%
- Storage Temperature : -40°C~+55°C
- Storage Relative Humidity : 10%~93%
- Protection Degree: IP20

## Type

### SB-CMS-THL

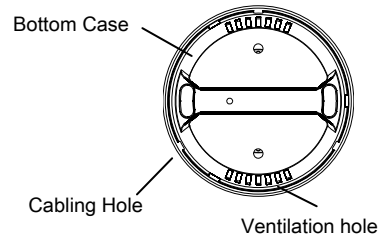


HDL - BUS , from left are GND,485-,485+,DC24V



Module Indicator, flickering when the module is working fine. Keep pressing for 3 seconds, user can read and modify the address of the module in the HDL-Bus software.

### Internal Structure



## HDL-Bus Definition for cable

CAT5/CAT5E	Bus	HDL Bus/KNX Cable
Brown White/ Orange White	COM	Black
Blue white/ Green White	DATA-	White
Blue/Green	DATA+	Yellow
Brown/Orange	DC24V	Red



WARNING

## Safety Attention

- Screw down strength is less than 0.1Nm
- Do not make wrong connection on Bus interface, it will damage the Bus interface this module
- Do not get AC240V voltage into Bus wire , it will damage all of devices in system
- Assure a good ventilation circumstances
- Rain, liquid, and aggressive gas are not allowed to close to it