

## Features

HDL-MSPU05.48 Wall mount ultrasonic & PIR Sensor, Bus Enabled, with Ultrasonic sensor, PIR sensor, temperature sensor, LUX sensor, one push button, Support HDL security command.

- Bus enable with Temperature sensor, PIR sensor, LUX sensor one push Button, Ultrasonic sensor Universal switch, total in 8 input logic condition per logic block.
- With 24 logic block, each logic block have 8 input and 20 output commands
- Variety Control include Scene switch, Sequence switch, Universal switch, signal channel adjust, audio, curtain, GPRS panel control and control background music etc..
- With two logic relationship: OR, AND
- Adjustable infrared sensitivity, Sensitivity range:1-100
- Adjustable ultrasonic sensitivity, Sensitivity range:1-100
- Each logic block have two universal switch input, total can set 48 universal switch.
- Support upgrade from HDL Bus

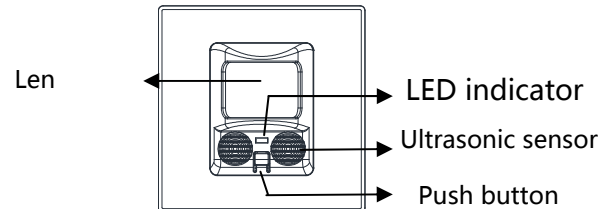
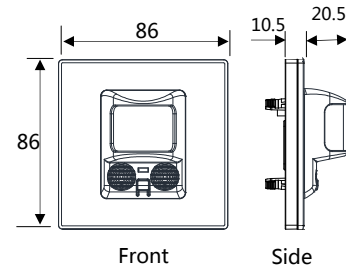
## Important Notes

- This sensor must be work with the HDLMPPI.48
- Installation Location – If use (PIR), in door, stay away Air con's air outlet and heat source
- Environment temperature - if use (PIR), Please keep the temperature below 36°C
- Detect Target – PIR only can detect moving objects with heat radiation like human, animal, ultrasonic can detect all moving objects
- Bus Cable– HDL-Bus/ KNX cable
- Bus Connection - Recommend Hand in hand
- Install –Install with HDL-MPPI.48 and 86 back box

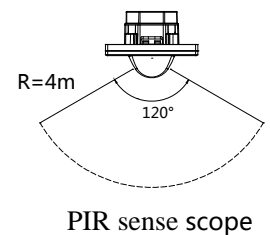
## Product Specifications

- Power Supply (HDL - MPPI.48 supply power): DC12-30V
- Bus Power Consuming: 40mA/DC24V
- Ultrasonic sensor scope: 4x4 m
- PIR sensor scope: 3x4m
- Size: 86mm×86mm×61.5mm
- CE Certification
- Working Temperature: 0~45°C
- Working Humidity: 20%~90%
- Storage Temperature: -40°C~+55°C
- Storage Humidity: 10%~93%
- Protection Level: IP20

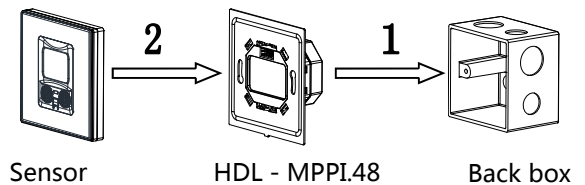
## Type



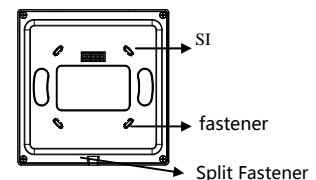
LED indicator: Red for PIR, Green for Ultrasonic, Orange for both PIR and ultrasonic  
Push button: trig logic condition



## Installation steps



Remove the panel: use a straight screwdriver insert into the "Split fastener" to separate cover and power supply base (MPPI.48)



## HDL-Bus Definition for cable

Bus	HDL Bus/KNX Cable
COM	Black
DATA-	White
DATA+	Yellow
DC24V	Red